

**Results of 1996 SERC winter bird count (14 January 1996)**

No. of observers: 14 No. of parties: 4 Party hrs: ca. 22 Km on foot: ca. 12 Km in car: ca. 10 Total km: ca. 22 Weather: clear; T = 25-45° F; winds: mostly calm to light Ice: complete ice cover in all bodies of water in count area Sectors: 1 - Camp letts S. to Contee's Wharf Rd; 2 - Contee's Wharf Rd S. to Muddy Creek; 3 - Muddy Creek S. to Cumberstone Rd; 4 - Cumberstone Rd. S. to West River.


---

Species	No. counted in sector				total
	1	2	3	4	
Tundra Swan		6			6
Canada Goose	2184	125	56	215	2184*
Turkey Vulture	2	2	3	1	8
Black Vulture	2	12	6		20
Red-tailed Hawk	1	1	2	1	5
Red-shouldered Hawk	2	2			4
Marsh Harrier		1			1
Ring-billed Gull	26			3	29
Mourning Dove	8	3	2		13
Belted Kingfisher		2	2		4
Common Flicker	2	2	4	3	11
Pileated Woodpecker	1	1			2
Yellow-bellied Sapsucker	1	1	4	1	7
Hairy Woodpecker		1		1	2
Downy Woodpecker	4	2	5	7	18
Red-bellied Woodpecker	11	8	11	4	34
Common Crow	42	24	5	7	78
Blue Jay	13	15	5		53
Carolina Chickadee	10	7	15	8	40
Tufted Titmouse	4	6	11	12	33
White-br. Nuthatch	1	3	5		9
Brown Creeper				3	3
Carolina Wren	3				3
Northern Mockingbird	12	4	6	2	24
Brown Thrasher	2		2		4
Gray Catbird				1	1
American Robin		1		3	4
Hermit Thrush	7	2	5	3	17
Eastern Bluebird		4	9	1	14
Cedar Waxwing		20			20
Eur. Starling	22	31	12	1	66
Yellow-rumped Warbler	9	5	8	1	23
House Sparrow	3	10			13
Red-winged Blackbird	56				56
Common Grackle	70				70

\* - birds seen in sectors 2-4 assumed to be the same individuals as in sector 1

Results of 1996 SERC winter bird count (14 January 1996) - continued

Species	<u>No. counted in sector</u>				total
	1	2	3	4	
Northern Cardinal	18	8	34	13	73
House Finch	1		1		2
American Goldfinch	1			6	7
Rufous-sided Towhee	1		3		4
Dark-eyed Junco	29	8	34	13	51
White-thr. Sparrow	14	26	69	14	123
Swamp Sparrow				2	2
Song Sparrow	3	5	3		11
Tree Sparrow			1		1
Total Species	32	31	27	24	44


TO : PARTICIPANTS IN 1996 SERC WINTER BIRD COUNT  
FROM : JIM LYNCH   
RE : RESULT OF COUNT  
DATE : 15 JANUARY 1996

The count was originally scheduled for 13 January, but was postponed to the 14th due to heavy snow before the count. So far, the winter of 1995-96 has been unusually cold, and the storm of 6-8 January produced the region's heaviest snowfall in more than 70 years (up to 24" fell in the SERC area). An additional 3-6" of snow fell on 11-12 January. The day of the count was clear and cool (25-45° F), with little wind. The snow cover already had begun to melt and compact by the day of the count, but the area was still covered with about 24" of crusted snow, making cross-country walking very tiring. The two snowstorms that struck the area were preceded by a cold snap, and the Rhode River and West River were completely ice-covered on 14 January. As a result, most waterfowl were absent from the count area, having moved to areas of open water closer to the Bay proper. Last year we counted nine species of waterfowl, but this year we tallied only two. This was especially frustrating because 1995 was an excellent year for waterfowl reproduction in the northern prairies, and large numbers of ducks were present on the Rhode River just prior to the cold snap.

We mustered 14 volunteers at the SERC visitor's center at 07:00. The group was divided into four parties, each of which covered a different sector of the 70 km<sup>2</sup> Rhode River count area (this is about 5% of the area covered by a standard 1,810 km<sup>2</sup> Audubon Christmas Count circle). One field party was accompanied by photographer Cameron Davidson, who was taking pictures for an article on SERC that will appear in a future issue of *Smithsonian* magazine. Each party was in the field for 5-6 hours. Although weather conditions were good on the day of the count, the lack of open water and the difficulty of traversing areas away from plowed roads resulted in a final tally of bird species and individuals that was well below the levels seen in previous SERC counts. As an example, the 1993, 1994, and 1995 counts yielded 70, 68, and 60 species, respectively. This year's total was only 44 species. A major exception to this year's dearth of waterfowl records was provided by the Canada Goose. A minimum of 2,184 honkers was counted, as flight after flight passed over the count area on their way from from a resting area in the Rhode River to feeding grounds in nearby fields. This represents an all-time high for our winter count of this species, and may reflect the recent increase in Canada Goose numbers on the western shore of Chesapeake Bay.

The results of this year's count highlight the dramatic effects of weather on winter bird distributions, and serve as a useful baseline for comparison with counts conducted under more favorable conditions. Thanks to all of you for helping out, and I look forward to seeing you back for next year's effort.

cc: Ed Balinsky, John Bohannon, Cameron Davidson, Paul Fofonoff, Charlotte Fox, Annette Frese, Elizabeth Goodrich, Neil Goodrich, Liza Hamill, Stephanie Jamieson, Linda McCann, Jess Parker, Greg Ruiz, Jim Seigal, Denny Whigham

TO : PARTICIPANTS IN 1996 SERC WINTER BIRD COUNT  
FROM : JIM LYNCH   
RE : RESULT OF COUNT  
DATE : 15 JANUARY 1996

The count was originally scheduled for 13 January, but was postponed to the 14th due to heavy snow before the count. So far, the winter of 1995-96 has been unusually cold, and the storm of 6-8 January produced the region's heaviest snowfall in more than 70 years (up to 24" fell in the SERC area). An additional 3-6" of snow fell on 11-12 January. The day of the count was clear and cool (25-45° F), with little wind. The snow cover already had begun to melt and compact by the day of the count, but the area was still covered with about 24" of crusted snow, making cross-country walking very tiring. The two snowstorms that struck the area were preceded by a cold snap, and the Rhode River and West River were completely ice-covered on 14 January. As a result, most waterfowl were absent from the count area, having moved to areas of open water closer to the Bay proper. Last year we counted nine species of waterfowl, but this year we tallied only two. This was especially frustrating because 1995 was an excellent year for waterfowl reproduction in the northern prairies, and large numbers of ducks were present on the Rhode River just prior to the cold snap.

We mustered 14 volunteers at the SERC visitor's center at 07:00. The group was divided into four parties, each of which covered a different sector of the 70 km<sup>2</sup> Rhode River count area (this is about 5% of the area covered by a standard 1,810 km<sup>2</sup> Audubon Christmas Count circle). One field party was accompanied by photographer Cameron Davidson, who was taking pictures for an article on SERC that will appear in a future issue of *Smithsonian* magazine. Each party was in the field for 5-6 hours. Although weather conditions were good on the day of the count, the lack of open water and the difficulty of traversing areas away from plowed roads resulted in a final tally of bird species and individuals that was well below the levels seen in previous SERC counts. As an example, the 1993, 1994, and 1995 counts yielded 70, 68, and 60 species, respectively. This year's total was only 44 species. A major exception to this year's dearth of waterfowl records was provided by the Canada Goose. A minimum of 2,184 honkers was counted, as flight after flight passed over the count area on their way from from a resting area in the Rhode River to feeding grounds in nearby fields. This represents an all-time high for our winter count of this species, and may reflect the recent increase in Canada Goose numbers on the western shore of Chesapeake Bay.

The results of this year's count highlight the dramatic effects of weather on winter bird distributions, and serve as a useful baseline for comparison with counts conducted under more favorable conditions. Thanks to all of you for helping out, and I look forward to seeing you back for next year's effort.

cc: Ed Balinsky, John Bohannon, Cameron Davidson, Paul Fofonoff, Charlotte Fox, Annette Frese, Elizabeth Goodrich, Neil Goodrich, Liza Hamill, Stephanie Jamieson, Linda McCann, Jess Parker, Greg Ruiz, Jim Seigal, Denny Whigham

### Results of 1996 SERC winter bird count (14 January 1996)

No. of observers: 14 No. of parties: 4 Party hrs: ca. 22 Km on foot: ca. 12 Km in car: ca. 10 Total km: ca. 22 Weather: clear; T = 25-45° F; winds: mostly calm to light Ice: complete ice cover in all bodies of water in count area Sectors: 1 - Camp letts S. to Contee's Wharf Rd; 2 - Contee's Wharf Rd S. to Muddy Creek; 3 - Muddy Creek S. to Cumberstone Rd; 4 - Cumberstone Rd. S. to West River.

Species	No. counted in sector				total
	1	2	3	4	
Tundra Swan		6			6
Canada Goose	2184	125	56	215	2184*
Turkey Vulture	2	2	3	1	8
Black Vulture	2	12	6		20
Red-tailed Hawk	1	1	2	1	5
Red-shouldered Hawk	2	2			4
Marsh Harrier		1			1
Ring-billed Gull	26			3	29
Mourning Dove	8	3	2		13
Belted Kingfisher		2	2		4
Common Flicker	2	2	4	3	11
Pileated Woodpecker	1	1			2
Yellow-bellied Sapsucker	1	1	4	1	7
Hairy Woodpecker		1		1	2
Downy Woodpecker	4	2	5	7	18
Red-bellied Woodpecker	11	8	11	4	34
Common Crow	42	24	5	7	78
Blue Jay	13	15	5		53
Carolina Chickadee	10	7	15	8	40
Tufted Titmouse	4	6	11	12	33
White-br. Nuthatch	1	3	5		9
Brown Creeper				3	3
Carolina Wren	3				3
Northern Mockingbird	12	4	6	2	24
Brown Thrasher	2		2		4
Gray Catbird				1	1
American Robin		1		3	4
Hermit Thrush	7	2	5	3	17
Eastern Bluebird		4	9	1	14
Cedar Waxwing		20			20
Eur. Starling	22	31	12	1	66
Yellow-rumped Warbler	9	5	8	1	23
House Sparrow	3	10			13
Red-winged Blackbird	56				56
Common Grackle	70				70

\* - birds seen in sectors 2-4 assumed to be the same individuals as in sector 1

Results of 1996 SERC winter bird count (14 January 1996) - continued

Species	No. counted in sector				total
	1	2	3	4	
Northern Cardinal	18	8	34	13	73
House Finch	1		1		2
American Goldfinch	1			6	7
Rufous-sided Towhee	1		3		4
Dark-eyed Junco	29	8	34	13	51
White-thr. Sparrow	14	26	69	14	123
Swamp Sparrow				2	2
Song Sparrow	3	5	3		11
Tree Sparrow			1		1
Total Species	32	31	27	24	44

# 1996 WINTER BIRD COUNT - 14 JANUARY 1996 SUMMARY SHEET

## SERC Winter Bird Checklist

Date 14 Jan 96 - Sector 1-4

Observers Lynch, Balinsky, N. Goodrich, E. Goodrich, G. Ruiz, D. Whigham, Freese, McCann, Fofonoff, Bohannon

Party Size      Party Hrs       
Miles: Foot      Car      Boat      Total     


Fox, Seigal, Janieson = 13 observers

Species	Individuals	Stephanie			
	1	2	3	4	Σ
Common Loon					
Great Blue Heron					
Tundra Swan		6			6
Canada Goose	2184	105	56	715	2189
Mallard					
Black Duck					
Wood Duck					
Redhead					
Canvasback					
Greater Scaup					
Lesser scaup					
Scaup sp.					
Comm. Goldeneye					
Bufflehead					
Ruddy Duck					
Red-br. Merganser					
Oldsquaw					
Turkey Vulture	2	2	3	1	8
Black Vulture	2	12	6	-	20
Bald Eagle					
Sharp-shinned Hawk					
Red-tailed Hawk	1	1	2	1	5
Red-shouldered Hawk	2	2	-	-	4
American Kestrel					
Bobwhite					
Killdeer					
Herring Gull	-	5	5	5	15
Ring-billed Gull	26	-	-	3	29
Gr. Black-backed Gull					
Mourning Dove	8	3	2	-	13
Great Horned Owl					
Barred Owl					
Barn Owl					
Belted Kingfisher		2	2	-	4
Common Flicker	2	2	4	3	11
Pileated Woodpecker	1	1	-	-	2
Yellow-bel. Sapsucker	1	1	4	1	7
Hairy Woodpecker		1		1	2
Downy Woodpecker	4	2	5	7	18
Red-bellied Woodpecker	11	8	11	4	34
Eastern Phoebe					

Species	Individuals				
	1	2	3	4	Σ
Common Crow	42	26	15	17	78
Fish Crow					
Blue Jay	12	8	11	3	34
Carolina Chickadee	13	15	5	-	28
Tufted Titmouse	4	6	11	12	33
White-br. Nuthatch	1	3	5	-	9
Red-br. Nuthatch					
Brown Creeper				3	3
Carolina Wren	3	-	-	-	3
Winter Wren					
N. Mockingbird	12	6	2	2	24
Brown Thrasher	2	-	2	-	4
Gray Catbird				1	1
American Robin		1	3	4	8
Hermit Thrush	7	2	5	3	17
Eastern Bluebird	-	4	9	1	14
Ruby-cr. Kinglet					
Golden-cr. Kinglet					
Cedar Waxwing		20			20
European Starling	22	31	12	1	66
Yell.-rumped Warbler	9	5	8	1	23
House Sparrow	3	10	-	-	13
Red-winged Blackbird	56	-	-	-	56
Eastern Meadowlark					
Common Grackle	70	-	-	-	70
Brown-headed Cowbird					
Northern Cardinal	18	8	34	13	73
Purple Finch					
House Finch	1		1		2
Am. Goldfinch	1			6	7
Ruf.-sided Towhee	1		3		4
Dark-eyed Junco	29	8	11	3	51
Field Sparrow					
Wh.-throated Sparrow	14	26	69	14	123
Swamp Sparrow	-	-	-	2	2
Song Sparrow	3	5	3	-	11
Tree Sparrow			1		1
Harrier		1			1

= 44 species

Rare or sporadic at SERC in winter: Red-throated Loon, Pied-billed grebe, Horned Grebe, Pintail, American Widgeon, Green-winged Teal, Wood Duck, Mute Swan, Cooper's Hawk, Marsh Harrier, American Coot, American Woodcock, Common Snipe, Virginia Rail, Rock Dove, Semi-palmated Plover, Screech Owl, Red-headed Woodpecker, Marsh Wren, Evening Grosbeak, Pine Siskin, White-crowned Sparrow, Fox Sparrow, Chipping Sparrow, Tree Sparrow

TO : PARTICIPANTS IN 1996 SERC WINTER BIRD COUNT  
FROM : JIM LYNCH   
RE : RESULT OF COUNT  
DATE : 15 JANUARY 1996

The count was originally scheduled for 13 January, but was postponed to the 14th due to heavy snow before the count. So far, the winter of 1995-96 has been unusually cold, and the storm of 6-8 January produced the region's heaviest snowfall in more than 70 years (up to 24" fell in the SERC area). An additional 3-6" of snow fell on 11-12 January. The day of the count was clear and cool (25-45° F), with little wind. The snow cover already had begun to melt and compact by the day of the count, but the area was still covered with about 24" of crusted snow, making cross-country walking very tiring. The two snowstorms that struck the area were preceded by a cold snap, and the Rhode River and West River were completely ice-covered on 14 January. As a result, most waterfowl were absent from the count area, having moved to areas of open water closer to the Bay proper. Last year we counted nine species of waterfowl, but this year we tallied only two. This was especially frustrating because 1995 was an excellent year for waterfowl reproduction in the northern prairies, and large numbers of ducks were present on the Rhode River just prior to the cold snap.

We mustered 14 volunteers at the SERC visitor's center at 07:00. The group was divided into four parties, each of which covered a different sector of the 70 km<sup>2</sup> Rhode River count area (this is about 5% of the area covered by a standard 1,810 km<sup>2</sup> Audubon Christmas Count circle). One field party was accompanied by photographer Cameron Davidson, who was taking pictures for an article on SERC that will appear in a future issue of *Smithsonian* magazine. Each party was in the field for 5-6 hours. Although weather conditions were good on the day of the count, the lack of open water and the difficulty of traversing areas away from plowed roads resulted in a final tally of bird species and individuals that was well below the levels seen in previous SERC counts. As an example, the 1993, 1994, and 1995 counts yielded 70, 68, and 60 species, respectively. This year's total was only 44 species. A major exception to this year's dearth of waterfowl records was provided by the Canada Goose. A minimum of 2,184 honkers was counted, as flight after flight passed over the count area on their way from from a resting area in the Rhode River to feeding grounds in nearby fields. This represents an all-time high for our winter count of this species, and may reflect the recent increase in Canada Goose numbers on the western shore of Chesapeake Bay.

The results of this year's count highlight the dramatic effects of weather on winter bird distributions, and serve as a useful baseline for comparison with counts conducted under more favorable conditions. Thanks to all of you for helping out, and I look forward to seeing you back for next year's effort.

cc: Ed Balinsky, John Bohannon, Cameron Davidson, Paul Fofonoff, Charlotte Fox, Annette Frese, Elizabeth Goodrich, Neil Goodrich, Liza Hamill, Stephanie Jamieson, Linda McCann, Jess Parker, Greg Ruiz, Jim Seigal, Denny Whigham



**Results of 1996 SERC winter bird count (14 January 1996)**

No. of observers: 14 No. of parties: 4 Party hrs: ca. 22 Km on foot: ca. 12 Km in car: ca. 10  
 Total km: ca. 22 Weather: clear; T = 25-45° F; winds: mostly calm to light Ice: complete ice cover in all bodies of water in count area Sectors: 1 - Camp letts S. to Contee's Wharf Rd; 2 - Contee's Wharf Rd S. to Muddy Creek; 3 - Muddy Creek S. to Cumberstone Rd; 4 - Cumberstone Rd. S. to West River.


---

Species	No. counted in sector				total
	1	2	3	4	
Tundra Swan		6			6
Canada Goose	2184	125	56	215	2184*
Turkey Vulture	2	2	3	1	8
Black Vulture	2	12	6		20
Red-tailed Hawk	1	1	2	1	5
Red-shouldered Hawk	2	2			4
Marsh Harrier		1			1
Ring-billed Gull	26			3	29
Mourning Dove	8	3	2		13
Belted Kingfisher		2	2		4
Common Flicker	2	2	4	3	11
Pileated Woodpecker	1	1			2
Yellow-bellied Sapsucker	1	1	4	1	7
Hairy Woodpecker		1		1	2
Downy Woodpecker	4	2	5	7	18
Red-bellied Woodpecker	11	8	11	4	34
Common Crow	42	24	5	7	78
Blue Jay	13	15	5		53
Carolina Chickadee	10	7	15	8	40
Tufted Titmouse	4	6	11	12	33
White-br. Nuthatch	1	3	5		9
Brown Creeper				3	3
Carolina Wren	3				3
Northern Mockingbird	12	4	6	2	24
Brown Thrasher	2		2		4
Gray Catbird				1	1
American Robin		1		3	4
Hermit Thrush	7	2	5	3	17
Eastern Bluebird		4	9	1	14
Cedar Waxwing		20			20
Eur. Starling	22	31	12	1	66
Yellow-rumped Warbler	9	5	8	1	23
House Sparrow	3	10			13
Red-winged Blackbird	56				56
Common Grackle	70				70

\* - birds seen in sectors 2-4 assumed to be the same individuals as in sector 1

Results of 1996 SERC winter bird count (14 January 1996) - continued

Species	<u>No. counted in sector</u>				total
	1	2	3	4	
Northern Cardinal	18	8	34	13	73
House Finch	1		1		2
American Goldfinch	1			6	7
Rufous-sided Towhee	1		3		4
Dark-eyed Junco	29	8	34	13	51
White-thr. Sparrow	14	26	69	14	123
Swamp Sparrow				2	2
Song Sparrow	3	5	3		11
Tree Sparrow			1		1
Total Species	32	31	27	24	44

TO : PARTICIPANTS IN 1996 SERC WINTER BIRD COUNT  
FROM : JIM LYNCH   
RE : RESULT OF COUNT  
DATE : 15 JANUARY 1996

The count was originally scheduled for 13 January, but was postponed to the 14th due to heavy snow before the count. So far, the winter of 1995-96 has been unusually cold, and the storm of 6-8 January produced the region's heaviest snowfall in more than 70 years (up to 24" fell in the SERC area). An additional 3-6" of snow fell on 11-12 January. The day of the count was clear and cool (25-45° F), with little wind. The snow cover already had begun to melt and compact by the day of the count, but the area was still covered with about 24" of crusted snow, making cross-country walking very tiring. The two snowstorms that struck the area were preceded by a cold snap, and the Rhode River and West River were completely ice-covered on 14 January. As a result, most waterfowl were absent from the count area, having moved to areas of open water closer to the Bay proper. Last year we counted nine species of waterfowl, but this year we tallied only two. This was especially frustrating because 1995 was an excellent year for waterfowl reproduction in the northern prairies, and large numbers of ducks were present on the Rhode River just prior to the cold snap.

We mustered 14 volunteers at the SERC visitor's center at 07:00. The group was divided into four parties, each of which covered a different sector of the 70 km<sup>2</sup> Rhode River count area (this is about 5% of the area covered by a standard 1,810 km<sup>2</sup> Audubon Christmas Count circle). One field party was accompanied by photographer Cameron Davidson, who was taking pictures for an article on SERC that will appear in a future issue of *Smithsonian* magazine. Each party was in the field for 5-6 hours. Although weather conditions were good on the day of the count, the lack of open water and the difficulty of traversing areas away from plowed roads resulted in a final tally of bird species and individuals that was well below the levels seen in previous SERC counts. As an example, the 1993, 1994, and 1995 counts yielded 70, 68, and 60 species, respectively. This year's total was only 44 species. A major exception to this year's dearth of waterfowl records was provided by the Canada Goose. A minimum of 2,184 honkers was counted, as flight after flight passed over the count area on their way from from a resting area in the Rhode River to feeding grounds in nearby fields. This represents an all-time high for our winter count of this species, and may reflect the recent increase in Canada Goose numbers on the western shore of Chesapeake Bay.

The results of this year's count highlight the dramatic effects of weather on winter bird distributions, and serve as a useful baseline for comparison with counts conducted under more favorable conditions. Thanks to all of you for helping out, and I look forward to seeing you back for next year's effort.

cc: Ed Balinsky, John Bohannon, Cameron Davidson, Paul Fofonoff, Charlotte Fox, Annette Frese, Elizabeth Goodrich, Neil Goodrich, Liza Hamill, Stephanie Jamieson, Linda McCann, Jess Parker, Greg Ruiz, Jim Seigal, Denny Whigham

**Results of 1996 SERC winter bird count (14 January 1996)**

No. of observers: 14 No. of parties: 4 Party hrs: ca. 22 Km on foot: ca. 12 Km in car: ca. 10 Total km: ca. 22 Weather: clear; T = 25-45° F; winds: mostly calm to light Ice: complete ice cover in all bodies of water in count area Sectors: 1 - Camp letts S. to Contee's Wharf Rd; 2 - Contee's Wharf Rd S. to Muddy Creek; 3 - Muddy Creek S. to Cumberstone Rd; 4 - Cumberstone Rd. S. to West River.


---

Species	<u>No. counted in sector</u>				total
	1	2	3	4	
Tundra Swan		6			6
Canada Goose	2184	125	56	215	2184*
Turkey Vulture	2	2	3	1	8
Black Vulture	2	12	6		20
Red-tailed Hawk	1	1	2	1	5
Red-shouldered Hawk	2	2			4
Marsh Harrier		1			1
Ring-billed Gull	26			3	29
Mourning Dove	8	3	2		13
Belted Kingfisher		2	2		4
Common Flicker	2	2	4	3	11
Pileated Woodpecker	1	1			2
Yellow-bellied Sapsucker	1	1	4	1	7
Hairy Woodpecker		1		1	2
Downy Woodpecker	4	2	5	7	18
Red-bellied Woodpecker	11	8	11	4	34
Common Crow	42	24	5	7	78
Blue Jay	13	15	5		53
Carolina Chickadee	10	7	15	8	40
Tufted Titmouse	4	6	11	12	33
White-br. Nuthatch	1	3	5		9
Brown Creeper				3	3
Carolina Wren	3				3
Northern Mockingbird	12	4	6	2	24
Brown Thrasher	2		2		4
Gray Catbird				1	1
American Robin		1		3	4
Hermit Thrush	7	2	5	3	17
Eastern Bluebird		4	9	1	14
Cedar Waxwing		20			20
Eur. Starling	22	31	12	1	66
Yellow-rumped Warbler	9	5	8	1	23
House Sparrow	3	10			13
Red-winged Blackbird	56				56
Common Grackle	70				70

\* - birds seen in sectors 2-4 assumed to be the same individuals as in sector 1

Results of 1996 SERC winter bird count (14 January 1996) - continued

Species	<u>No. counted in sector</u>				total
	1	2	3	4	
Northern Cardinal	18	8	34	13	73
House Finch	1		1		2
American Goldfinch	1			6	7
Rufous-sided Towhee	1		3		4
Dark-eyed Junco	29	8	34	13	51
White-thr. Sparrow	14	26	69	14	123
Swamp Sparrow				2	2
Song Sparrow	3	5	3		11
Tree Sparrow			1		1
Total Species	32	31	27	24	44

TO : PARTICIPANTS IN 1996 SERC WINTER BIRD COUNT  
FROM : JIM LYNCH   
RE : RESULT OF COUNT  
DATE : 15 JANUARY 1996

The count was originally scheduled for 13 January, but was postponed to the 14th due to heavy snow before the count. So far, the winter of 1995-96 has been unusually cold, and the storm of 6-8 January produced the region's heaviest snowfall in more than 70 years (up to 24" fell in the SERC area). An additional 3-6" of snow fell on 11-12 January. The day of the count was clear and cool (25-45° F), with little wind. The snow cover already had begun to melt and compact by the day of the count, but the area was still covered with about 24" of crusted snow, making cross-country walking very tiring. The two snowstorms that struck the area were preceded by a cold snap, and the Rhode River and West River were completely ice-covered on 14 January. As a result, most waterfowl were absent from the count area, having moved to areas of open water closer to the Bay proper. Last year we counted nine species of waterfowl, but this year we tallied only two. This was especially frustrating because 1995 was an excellent year for waterfowl reproduction in the northern prairies, and large numbers of ducks were present on the Rhode River just prior to the cold snap.

We mustered 14 volunteers at the SERC visitor's center at 07:00. The group was divided into four parties, each of which covered a different sector of the 70 km<sup>2</sup> Rhode River count area (this is about 5% of the area covered by a standard 1,810 km<sup>2</sup> Audubon Christmas Count circle). One field party was accompanied by photographer Cameron Davidson, who was taking pictures for an article on SERC that will appear in a future issue of *Smithsonian* magazine. Each party was in the field for 5-6 hours. Although weather conditions were good on the day of the count, the lack of open water and the difficulty of traversing areas away from plowed roads resulted in a final tally of bird species and individuals that was well below the levels seen in previous SERC counts. As an example, the 1993, 1994, and 1995 counts yielded 70, 68, and 60 species, respectively. This year's total was only 44 species. A major exception to this year's dearth of waterfowl records was provided by the Canada Goose. A minimum of 2,184 honkers was counted, as flight after flight passed over the count area on their way from from a resting area in the Rhode River to feeding grounds in nearby fields. This represents an all-time high for our winter count of this species, and may reflect the recent increase in Canada Goose numbers on the western shore of Chesapeake Bay.

The results of this year's count highlight the dramatic effects of weather on winter bird distributions, and serve as a useful baseline for comparison with counts conducted under more favorable conditions. Thanks to all of you for helping out, and I look forward to seeing you back for next year's effort.

cc: Ed Balinsky, John Bohannon, Cameron Davidson, Paul Fofonoff, Charlotte Fox, Annette Frese, Elizabeth Goodrich, Neil Goodrich, Liza Hamill, Stephanie Jamieson, Linda McCann, Jess Parker, Greg Ruiz, Jim Seigal, Denny Whigham

**Results of 1996 SERC winter bird count (14 January 1996)**

No. of observers: 14 No. of parties: 4 Party hrs: ca. 22 Km on foot: ca. 12 Km in car: ca. 10 Total km: ca. 22 Weather: clear; T = 25-45° F; winds: mostly calm to light Ice: complete ice cover in all bodies of water in count area Sectors: 1 - Camp letts S. to Contee's Wharf Rd; 2 - Contee's Wharf Rd S. to Muddy Creek; 3 - Muddy Creek S. to Cumberstone Rd; 4 - Cumberstone Rd. S. to West River.


Species	No. counted in sector				total
	1	2	3	4	
Tundra Swan		6			6
Canada Goose	2184	125	56	215	2184*
Turkey Vulture	2	2	3	1	8
Black Vulture	2	12	6		20
Red-tailed Hawk	1	1	2	1	5
Red-shouldered Hawk	2	2			4
Marsh Harrier		1			1
Ring-billed Gull	26			3	29
Mourning Dove	8	3	2		13
Belted Kingfisher		2	2		4
Common Flicker	2	2	4	3	11
Pileated Woodpecker	1	1			2
Yellow-bellied Sapsucker	1	1	4	1	7
Hairy Woodpecker		1		1	2
Downy Woodpecker	4	2	5	7	18
Red-bellied Woodpecker	11	8	11	4	34
Common Crow	42	24	5	7	78
Blue Jay	13	15	5		53
Carolina Chickadee	10	7	15	8	40
Tufted Titmouse	4	6	11	12	33
White-br. Nuthatch	1	3	5		9
Brown Creeper				3	3
Carolina Wren	3				3
Northern Mockingbird	12	4	6	2	24
Brown Thrasher	2		2		4
Gray Catbird				1	1
American Robin		1		3	4
Hermit Thrush	7	2	5	3	17
Eastern Bluebird		4	9	1	14
Cedar Waxwing		20			20
Eur. Starling	22	31	12	1	66
Yellow-rumped Warbler	9	5	8	1	23
House Sparrow	3	10			13
Red-winged Blackbird	56				56
Common Grackle	70				70

\* - birds seen in sectors 2-4 assumed to be the same individuals as in sector 1

Results of 1996 SERC winter bird count (14 January 1996) - continued

Species	<u>No. counted in sector</u>				total
	1	2	3	4	
Northern Cardinal	18	8	34	13	73
House Finch	1		1		2
American Goldfinch	1			6	7
Rufous-sided Towhee	1		3		4
Dark-eyed Junco	29	8	34	13	51
White-thr. Sparrow	14	26	69	14	123
Swamp Sparrow				2	2
Song Sparrow	3	5	3		11
Tree Sparrow			1		1
Total Species	32	31	27	24	44



TO : PARTICIPANTS IN 1996 SERC WINTER BIRD COUNT  
FROM : JIM LYNCH   
RE : RESULT OF COUNT  
DATE : 15 JANUARY 1996

The count was originally scheduled for 13 January, but was postponed to the 14th due to heavy snow before the count. So far, the winter of 1995-96 has been unusually cold, and the storm of 6-8 January produced the region's heaviest snowfall in more than 70 years (up to 24" fell in the SERC area). An additional 3-6" of snow fell on 11-12 January. The day of the count was clear and cool (25-45° F), with little wind. The snow cover already had begun to melt and compact by the day of the count, but the area was still covered with about 24" of crusted snow, making cross-country walking very tiring. The two snowstorms that struck the area were preceded by a cold snap, and the Rhode River and West River were completely ice-covered on 14 January. As a result, most waterfowl were absent from the count area, having moved to areas of open water closer to the Bay proper. Last year we counted nine species of waterfowl, but this year we tallied only two. This was especially frustrating because 1995 was an excellent year for waterfowl reproduction in the northern prairies, and large numbers of ducks were present on the Rhode River just prior to the cold snap.

We mustered 14 volunteers at the SERC visitor's center at 07:00. The group was divided into four parties, each of which covered a different sector of the 70 km<sup>2</sup> Rhode River count area (this is about 5% of the area covered by a standard 1,810 km<sup>2</sup> Audubon Christmas Count circle). One field party was accompanied by photographer Cameron Davidson, who was taking pictures for an article on SERC that will appear in a future issue of *Smithsonian* magazine. Each party was in the field for 5-6 hours. Although weather conditions were good on the day of the count, the lack of open water and the difficulty of traversing areas away from plowed roads resulted in a final tally of bird species and individuals that was well below the levels seen in previous SERC counts. As an example, the 1993, 1994, and 1995 counts yielded 70, 68, and 60 species, respectively. This year's total was only 44 species. A major exception to this year's dearth of waterfowl records was provided by the Canada Goose. A minimum of 2,184 honkers was counted, as flight after flight passed over the count area on their way from a resting area in the Rhode River to feeding grounds in nearby fields. This represents an all-time high for our winter count of this species, and may reflect the recent increase in Canada Goose numbers on the western shore of Chesapeake Bay.

The results of this year's count highlight the dramatic effects of weather on winter bird distributions, and serve as a useful baseline for comparison with counts conducted under more favorable conditions. Thanks to all of you for helping out, and I look forward to seeing you back for next year's effort.

cc: Ed Balinsky, John Bohannon, Cameron Davidson, Paul Fofonoff, Charlotte Fox, Annette Frese, Elizabeth Goodrich, Neil Goodrich, Liza Hamill, Stephanie Jamieson, Linda McCann, Jess Parker, Greg Ruiz, Jim Seigal, Denny Whigham

### Results of 1996 SERC winter bird count (14 January 1996)

No. of observers: 14 No. of parties: 4 Party hrs: ca. 22 Km on foot: ca. 12 Km in car: ca. 10  
 Total km: ca. 22 Weather: clear; T = 25-45° F; winds: mostly calm to light Ice: complete ice cover in all bodies of water in count area Sectors: 1 - Camp letts S. to Contee's Wharf Rd; 2 - Contee's Wharf Rd S. to Muddy Creek; 3 - Muddy Creek S. to Cumberstone Rd; 4 - Cumberstone Rd. S. to West River.

Species	No. counted in sector				total
	1	2	3	4	
Tundra Swan		6			6
Canada Goose	2184	125	56	215	2184*
Turkey Vulture	2	2	3	1	8
Black Vulture	2	12	6		20
Red-tailed Hawk	1	1	2	1	5
Red-shouldered Hawk	2	2			4
Marsh Harrier		1			1
Ring-billed Gull	26			3	29
Mourning Dove	8	3	2		13
Belted Kingfisher		2	2		4
Common Flicker	2	2	4	3	11
Pileated Woodpecker	1	1			2
Yellow-bellied Sapsucker	1	1	4	1	7
Hairy Woodpecker		1		1	2
Downy Woodpecker	4	2	5	7	18
Red-bellied Woodpecker	11	8	11	4	34
Common Crow	42	24	5	7	78
Blue Jay	13	15	5		53
Carolina Chickadee	10	7	15	8	40
Tufted Titmouse	4	6	11	12	33
White-br. Nuthatch	1	3	5		9
Brown Creeper				3	3
Carolina Wren	3				3
Northern Mockingbird	12	4	6	2	24
Brown Thrasher	2		2		4
Gray Catbird				1	1
American Robin		1		3	4
Hermit Thrush	7	2	5	3	17
Eastern Bluebird		4	9	1	14
Cedar Waxwing		20			20
Eur. Starling	22	31	12	1	66
Yellow-rumped Warbler	9	5	8	1	23
House Sparrow	3	10			13
Red-winged Blackbird	56				56
Common Grackle	70				70

\* - birds seen in sectors 2-4 assumed to be the same individuals as in sector 1

Results of 1996 SERC winter bird count (14 January 1996) - continued

Species	<u>No. counted in sector</u>				total
	1	2	3	4	
Northern Cardinal	18	8	34	13	73
House Finch	1		1		2
American Goldfinch	1			6	7
Rufous-sided Towhee	1		3		4
Dark-eyed Junco	29	8	34	13	51
White-thr. Sparrow	14	26	69	14	123
Swamp Sparrow				2	2
Song Sparrow	3	5	3		11
Tree Sparrow			1		1
Total Species	32	31	27	24	44

SERC Winter Bird Checklist

Date 14 Jan 96 Sector 21  
 Party Size 4 Party Hrs 7:30-11:30 - 30 = 5 1/2 hrs  
 Miles: Foot 3 Car 5 Boat      Total     

Observers JPL, ECB, Neil & Elizabeth Goodrich

7:30-9:00  
8:05

Species	Individuals
Common Loon	
Great Blue Heron	
Tundra Swan	
Canada Goose	<del>11</del> 18 31 59 22 111 178 218 4
Mallard	
Black Duck	
Wood Duck	
Redhead	
Canvasback	
Greater Scaup	
Lesser scaup	
Scaup sp.	
Comm. Goldeneye	
Bufflehead	
Ruddy Duck	
Red-br. Merganser	
Oldsquaw	
Turkey Vulture	2 2 (2)
Black Vulture	2 (2)
Bald Eagle	1 0
Sharp-shinned Hawk	
Red-tailed Hawk	1 (1)
Red-shouldered Hawk	2 (2)
American Kestrel	
Bobwhite	
Killdeer	
Herring Gull	
Ring-billed Gull	<del>11</del> 13 21 22 24 24 2 (26)
Gr. Black-backed Gull	
Mourning Dove	3 5 (8)
Great Horned Owl	
Barred Owl	
Barn Owl	
Belted Kingfisher	
Common Flicker	2 (2)
Pileated Woodpecker	1 (1)
Yellow-bel. Sapsucker	1 (1)
Hairy Woodpecker	
Downy Woodpecker	2 4 (4)
Red-bellied Woodpecker	<del>11</del> 13 14 16 17 19 11 2 (11)
Eastern Phoebe	

Species	Individuals
Common Crow	<del>11</del> 11 23 35 // 34 5 6 7 (42)
Fish Crow	
Blue Jay	2 10 // 2 (12)
Carolina Chickadee	<del>11</del> 8 // 8 5 (13)
Tufted Titmouse	2 // 2 (4)
White-br. Nuthatch	1 (1)
Red-br. Nuthatch	
Brown Creeper	
Carolina Wren	2 10 Visitor's Ctr. (3)
Winter Wren	
N. Mockingbird	<del>11</del> 12 (12)
Brown Thrasher	2 (2)
Gray Catbird	
American Robin	
Hermit Thrush	4 // 2 13 (7)
Eastern Bluebird	
Ruby-cr. Kinglet	
Golden-cr. Kinglet	
Cedar Waxwing	
European Starling	<del>5</del> 12 19 // 3 (22)
Yell.-rumped Warbler	<del>11</del> 8 // 1 (9)
House Sparrow	3 (3)
Red-winged Blackbird	<del>25</del> 56 (56)
Eastern Meadowlark	
Common Grackle	70 (70)
Brown-headed Cowbird	
Northern Cardinal	<del>11</del> 14 // 2 4 (18)
Purple Finch	
House Finch	1 (1)
Am. Goldfinch	
Ruf.-sided Towhee	1 (1)
Dark-eyed Junco	<del>11</del> 25 // 4 (29)
Field Sparrow	
Wh.-throated Sparrow	<del>11</del> 14 // 5 (19)
Swamp Sparrow	
Song Sparrow	2 3 (3)
<del>Red-winged Blackbird</del>	

TOTAL  
32 spp

Rare or sporadic at SERC in winter: Red-throated Loon, Pied-billed grebe, Horned Grebe, Pintail, American Widgeon, Green-winged Teal, Wood Duck, Mute Swan, Cooper's Hawk, Marsh Harrier, American Coot, American Woodcock, Common Snipe, Virginia Rail, Rock Dove, Semi-palmated Plover, Screech Owl, Red-headed Woodpecker, Marsh Wren, Evening Grosbeak, Pine Siskin, White-crowned Sparrow, Fox Sparrow, Chipping Sparrow, Tree Sparrow

Handwritten calculations and notes at the bottom of the page, including various numbers and scribbles.

SERC Winter Bird Checklist

Date 1/14/96 Sector 2  
 Party Size \_\_\_\_\_ Party Hrs \_\_\_\_\_  
 Miles: Foot \_\_\_\_\_ Car \_\_\_\_\_ Boat \_\_\_\_\_ Total \_\_\_\_\_

Observers Paul Fobner  
Annabeth Fobner, John Bohanon

Species	Individuals	Species	Individuals
Common Loon		Common Crow	
Great Blue Heron		Fish Crow	
Tundra Swan	4, 2	Blue Jay	
Canada Goose	7, 20, 1, 1, 25, 19, 8, 20, 34	Carolina Chickadee	
Mallard	180	Tufted Titmouse	
Black Duck?	13, 21, 35, 45, 50, 110, 90	White-br. Nuthatch	
Wood Duck	80, 100, 30, 30, 20, 140	Red-br. Nuthatch	
Redhead	5, 9, 20, 8, 50	Brown Creeper	
Canvasback		Carolina Wren	
Greater Scaup		Winter Wren	
Lesser scaup		N. Mockingbird	
Scaup sp.	(1215)	Brown Thrasher	
Comm. Goldeneye		Gray Catbird	
Bufflehead		American Robin	
Ruddy Duck		Hermit Thrush	
Red-br. Merganser		Eastern Bluebird	
Oldsquaw		Ruby-cr. Kinglet	
Turkey Vulture		Golden-cr. Kinglet	
Black Vulture		Cedar Waxwing	
Bald Eagle		European Starling	15, 1
Sharp-shinned Hawk		Yell.-rumped Warbler	
Red-tailed Hawk		House Sparrow	
Red-shouldered Hawk	17	Red-winged Blackbird	
American Kestrel		Eastern Meadowlark	
Bobwhite		Common Grackle	
Killdeer		Brown-headed Cowbird	
Herring Gull	5, 3, 2, 10, 1, 1 (23)	Northern Cardinal	
Ring-billed Gull		Purple Finch	
Gr. Black-backed Gull		House Finch	
Mourning Dove		Am. Goldfinch	
Great Horned Owl		Ruf.-sided Towhee	1
Barred Owl		Dark-eyed Junco	
Barn Owl		Field Sparrow	
Belted Kingfisher		Wh.-throated Sparrow	(11?)
Common Flicker		Swamp Sparrow	
Pileated Woodpecker		Song Sparrow	(-1)
Yellow-bel. Sapsucker			
Hairy Woodpecker			
Downy Woodpecker			
Red-bellied Woodpecker			
Eastern Phoebe			

2 ducks  
(? kind)

Rare or sporadic at SERC in winter : Red-throated Loon, Pied-billed grebe, Horned Grebe, Pintail, American Widgeon, Green-winged Teal, Wood Duck, Mute Swan, Cooper's Hawk, Marsh Harrier, American Coot, American Woodcock, Common Snipe, Virginia Rail, Rock Dove, Semi-palmated Plover, Screech Owl, Red-headed Woodpecker, Marsh Wren, Evening Grosbeak, Pine Siskin, White-crowned Sparrow, Fox Sparrow, Chipping Sparrow, Tree Sparrow

SERC Winter Bird Checklist

Date 1/13/98 Sector 3

Observers Whigham/Jamieson

Party Size      Party Hrs     

Miles: Foot      Car      Boat      Total     

Species	Individuals	Species	Individuals
Common Loon		Common Crow	<del>III</del> <del>III</del> III = 15
Great Blue Heron		Fish Crow	
Tundra Swan	6	Blue Jay	<del>III</del> <del>III</del> I = 11
Canada Goose	16, 5, 5, 13, 12, 15 = 56	Carolina Chickadee	<del>III</del> = 5
Mallard		Tufted Titmouse	<del>III</del> <del>III</del> I = 11
Black Duck		White-br. Nuthatch	<del>III</del>
Wood Duck		Red-br. Nuthatch	
Redhead		Brown Creeper	
Canvasback		Carolina Wren	
Greater Scaup		Winter Wren	
Lesser scaup		N. Mockingbird	<del>III</del> = 5
Scaup sp.		Brown Thrasher	II = 2
Comm. Goldeneye		Gray Catbird	
Bufflehead		American Robin	
Ruddy Duck		Hermit Thrush	<del>III</del> = 5
Red-br. Merganser		Eastern Bluebird	II, 5, 2 = 9
Oldsquaw		Ruby-cr. Kinglet	
Turkey Vulture	III = 3	Golden-cr. Kinglet	
Black Vulture	4, 2 = 6	Cedar Waxwing	
Bald Eagle		European Starling	3, 1, 3, 1, 3, 1 = 12
Sharp-shinned Hawk		Yell.-rumped Warbler	1, 2, 2, 1, 1, 1 = 8
Red-tailed Hawk	II = 2	House Sparrow	
Red-shouldered Hawk		Red-winged Blackbird	
American Kestrel		Eastern Meadowlark	
Bobwhite		Common Grackle	
Killdeer		Brown-headed Cowbird	
Herring Gull	3, 2 = 5	Northern Cardinal	<del>III</del> <del>III</del> <del>III</del> <del>III</del> <del>III</del> - III, 4 = 34
Ring-billed Gull		Purple Finch	
Gr. Black-backed Gull		House Finch	I
Mourning Dove	II = 2	Am. Goldfinch	
Great Horned Owl		Ruf.-sided Towhee	III = 3
Barred Owl		Dark-eyed Junco	2, 1, 2, 4, 2 = 11
Barn Owl		Field Sparrow	
Belted Kingfisher	II = 2	Wh.-throated Sparrow	5, 2, 2, 1, 1, 1, 3, 2, 2, 2, 10, 2, 1, 3, 2, 2
Common Flicker	III = 4	Swamp Sparrow	<del>II</del> , 1, 5, 7, 12 = 69
Pileated Woodpecker		Song Sparrow	III = 3
Yellow-bel. Sapsucker	III = 4		
Hairy Woodpecker			
Downy Woodpecker	<del>III</del> = 5		
Red-bellied Woodpecker	<del>III</del> <del>III</del> I = 11		
Eastern Phoebe			

2 In area 2

Rare or sporadic at SERC in winter : Red-throated Loon, Pied-billed grebe, Horned Grebe, Pintail, American Widgeon, Green-winged Teal, Wood Duck, Mute Swan, Cooper's Hawk, Marsh Harrier, American Coot, American Woodcock, Common Snipe, Virginia Rail, Rock Dove, Semi-palmated Plover, Screech Owl, Red-headed Woodpecker, Marsh Wren, Evening Grosbeak, Pine Siskin, White-crowned Sparrow, Fox Sparrow, Chipping Sparrow, Tree Sparrow

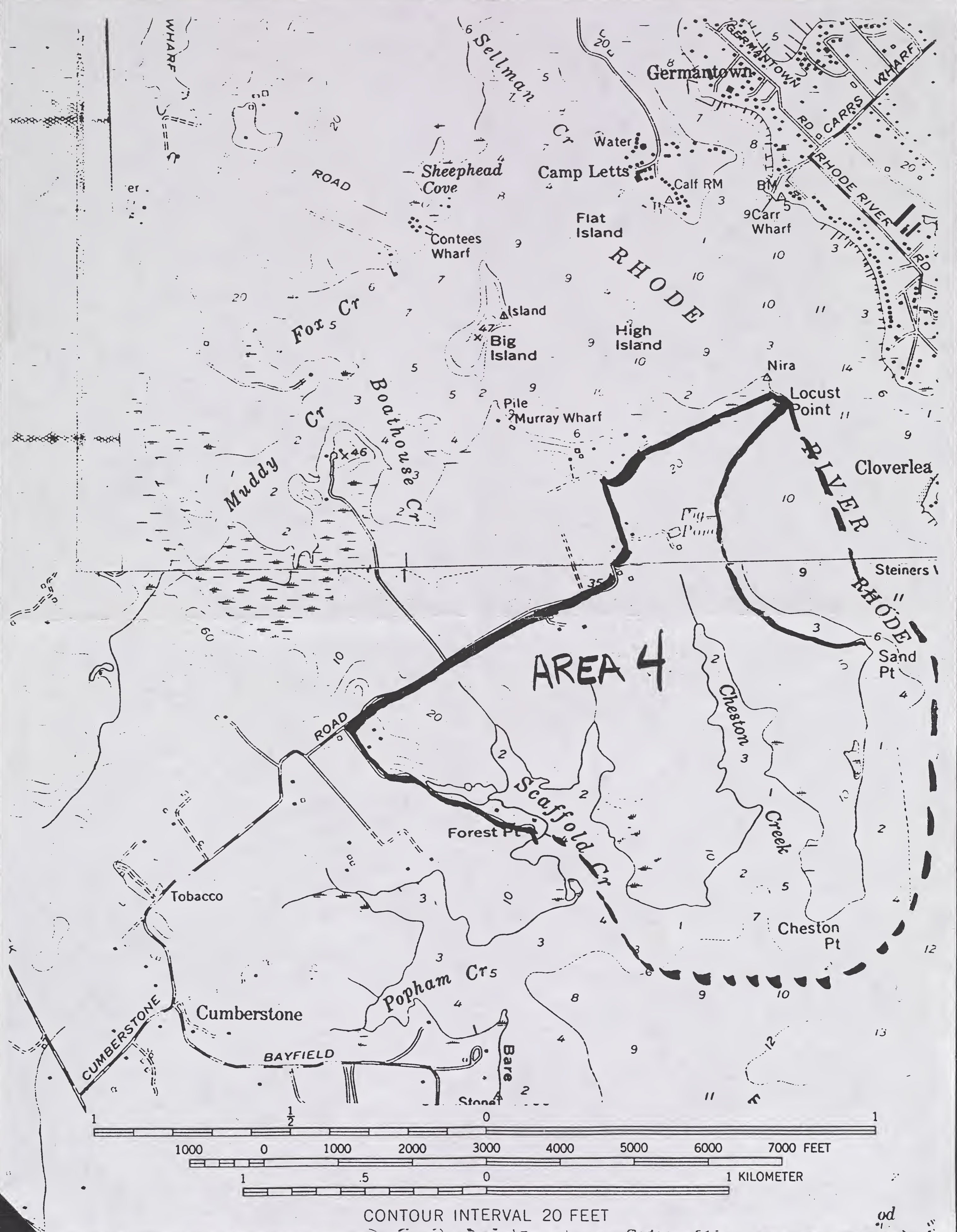
SERC Winter Bird Checklist

Date 1/14/95 Sector 4  
 Party Size 3 Party Hrs 3  
 Miles: Foot 1 Car     Boat     Total    


Observers Greg Ross, J. A. Smith, Charlotte Fox

Species	Individuals	Species	Individuals
<u>Ardea</u>	<u>4</u>		<u>2</u>
Common Loon		Common Crow	<u>7</u>
Great Blue Heron		Fish Crow	
Tundra Swan		Blue Jay	<u>3</u>
Canada Goose	<u>215</u>	Carolina Chickadee	<u>1</u>
Mallard		Tufted Titmouse	<u>12</u>
Black Duck		White-br. Nuthatch	<u>2</u>
Wood Duck		Red-br. Nuthatch	
Redhead		Brown Creeper	<u>3</u>
Canvasback		Carolina Wren	
Greater Scaup		Winter Wren	
Lesser scaup		N. Mockingbird	<u>2</u>
Scaup sp.		Brown Thrasher	
Comm. Goldeneye		Gray Catbird	<u>1</u>
Bufflehead		American Robin	<u>3</u>
Ruddy Duck		Hermit Thrush	<u>3</u>
Red-br. Merganser		Eastern Bluebird	<u>1</u>
Oldsquaw		Ruby-cr. Kinglet	
Turkey Vulture	<u>1</u>	Golden-cr. Kinglet	
Black Vulture		Cedar Waxwing	
Bald Eagle		European Starling	<u>1</u>
Sharp-shinned Hawk		Yell-rumped Warbler	<u>1</u>
Red-tailed Hawk	<u>1</u>	House Sparrow	
Red-shouldered Hawk		Red-winged Blackbird	
American Kestrel		Eastern Meadowlark	
Bobwhite		Common Grackle	
Killdeer		Brown-headed Cowbird	
Herring Gull	<u>1</u>	Northern Cardinal	<u>13</u>
Ring-billed Gull		Purple Finch	
Gr. Black-backed Gull		House Finch	
Mourning Dove	<u>2</u>	Am. Goldfinch	<u>6</u>
Great Horned Owl		Ruf.-sided Towhee	
Barred Owl		Dark-eyed Junco	<u>3</u>
Barn Owl		Field Sparrow	
Belted Kingfisher		Wh.-throated Sparrow	<u>14</u>
Common Flicker	<u>3</u>	Swamp Sparrow	<u>2</u>
Pileated Woodpecker		Song Sparrow	
Yellow-bel. Sapsucker	<u>1</u>	<u>Gull sp.</u>	<u>2</u>
Hairy Woodpecker	<u>1</u>		
Downy Woodpecker	<u>7</u>		
Red-bellied Woodpecker	<u>4</u>		
Eastern Phoebe			

Rare or sporadic at SERC in winter : Red-throated Loon, Pied-billed grebe, Horned Grebe, Pintail, American Widgeon, Green-winged Teal, Wood Duck, Mute Swan, Cooper's Hawk, Marsh Harrier, American Coot, American Woodcock, Common Snipe, Virginia Rail, Rock Dove, Semi-palmated Plover, Screech Owl, Red-headed Woodpecker, Marsh Wren, Evening Grosbeak, Pine Siskin, White-crowned Sparrow, Fox Sparrow, Chipping Sparrow, Tree Sparrow



AREA 4



CONTOUR INTERVAL 20 FEET

od